

Frequently Asked Questions: AGD Mobile App


It is important to encourage attendees to download the app for the meeting. There is no printed program onsite. The app is the best way to receive meeting notifications, schedules, connect with members, etc.

All attendees have an account/username or been assigned one. AGD staff will have the list of non-member usernames to assist people who cannot log in. No one who is registered for the meeting needs to “Create a Profile.”

How to Download the App

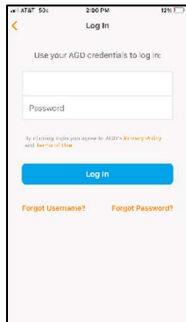
Download the AGD app from the [App store](#) and [Google Play](#).

- **App Search Terms:** AGD General Dentistry
- **App Store:** <https://apps.apple.com/us/app/agd-general-dentists/id1561990075>
- **Google Play:** <https://play.google.com/store/apps/details?id=com.clowder.agd>



Please know that this is a new app. Previous meeting apps will not work, and the new app needs to be downloaded.

APP Login Information



Attendees will need to use their AGD Username (not email address) to log in.

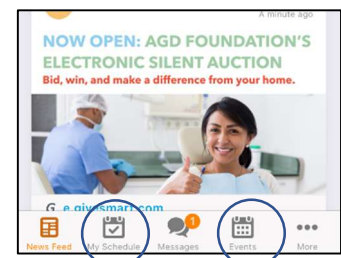
AGD Members: AGD members should use their AGD credentials (username/password) that they use to login to the AGD.org website, or that they used to register for the meeting.

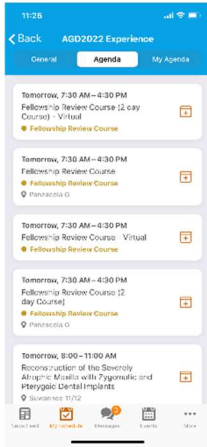
Non-members: Attendees who are not AGD members received an email with their username/password to access the app. They can search for that email using the subject line: “Download the AGD App.”

All AGD2023 attendees have a Username. If the attendee wants to adjust their Profile settings, please encourage them to use “Forget Password.” Creating a new profile may create issues with the Profile that has already been created in our system.

Where to Find AGD2023 Meeting Specific Information

In order to access AGD2023 information, the attendee should select MY SCHEDULE or EVENTS along the bottom row of the app. AGD2023 Experience (Green) information will appear first. Click on AGD2023 be directed to the meeting section.





Where Are Courses Listed?

Courses are listed under the AGD2023/AGENDA section. Attendees can review course listings and other events in that section. Date, time and room location is included under each listing. At the bottom of each listing, the attendee can select “ADD TO SCHEDULE” to include course in the My Schedule or Phone Calendar.

How is My Schedule Used?

Attendees can add courses to the MY AGENDA section to help plan their schedule. **Please note that adding a course to MY AGENDA does not enroll an attendee in a course.**

How can I find Exhibitors?

Exhibitors are listed in an Exhibitor section on the AGD2023 Experience event section and under General Information tab.

Other Issues?

If an attendee is still having problems, please message Kristin Gover through the messaging on the mobile app.